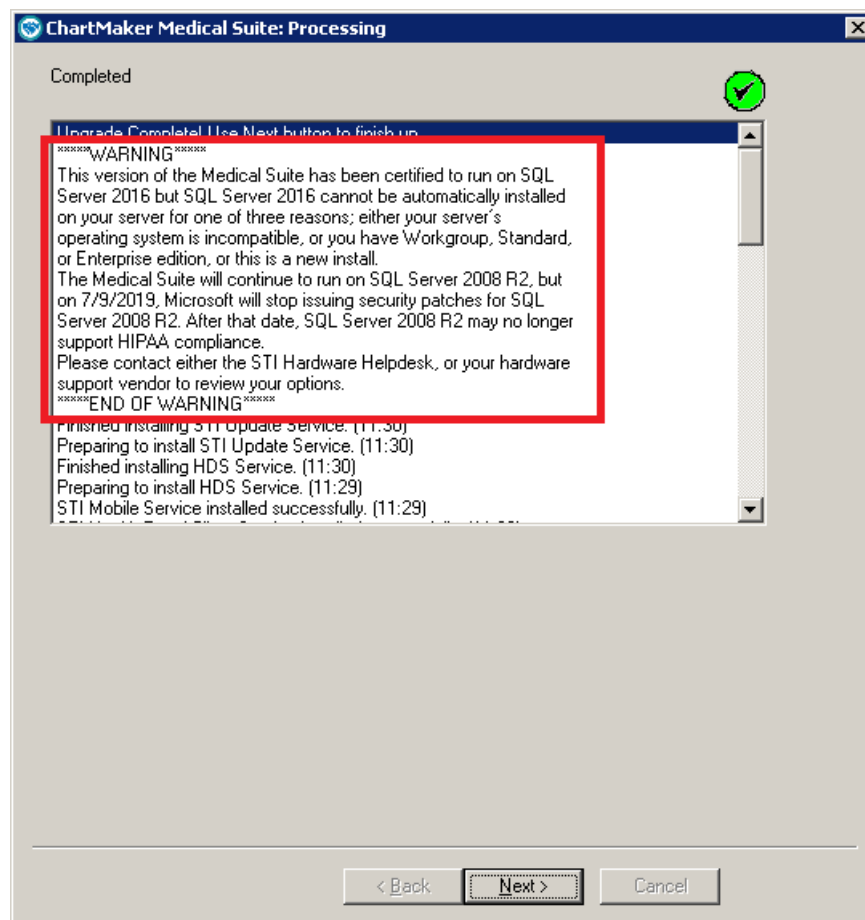


## ChartMaker® Clinical Release Notes

### ChartMaker® 2018.2 (fv6.3.7)

#### Important Notifications

- **Upgrade from Microsoft Server 2008 and Windows 7** – In January 2020, your Windows 7 workstations and Microsoft 2008 Servers will no longer be supported. Even with security patches, problems may still arise if you choose not to upgrade. In addition, your workstations will no longer be HIPAA compliant. To avoid potential issues in the future, contact our [Technical Services Department](#) today.
- **SQL Server 2016 & the ChartMaker 2018.2 (File Version 6.3.3) Upgrade** – Beginning with ChartMaker 2018.2 (File Version 6.3.3) Upgrade, a warning message will appear upon the completion of the upgrade regarding the transition of the ChartMaker Medical Suite to using SQL Server 2016, for those offices where an automated upgrade to SQL Server 2016 was not possible. See the figure below. If you are receiving this message, to avoid potential issues and to ensure your system remains HIPAA compliant, it is important to contact either STI Hardware Helpdesk, or your software vendor, to review your options.



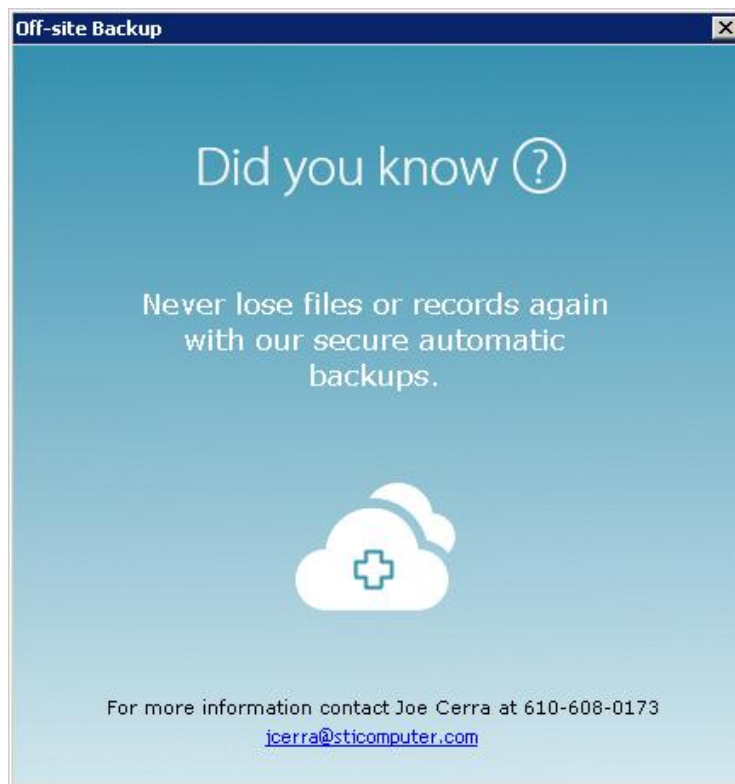
ChartMaker Medical Suite SQL Server 2016 Warning

## Added Features

- **Additional Services** – A new Additional Services menu has been added to Clinical that lists the various services that STI Computer Services offers, allowing you to easily find out more information regarding these services as needed. See Figure 1. After an option has been selected, a dialog will appear briefly outlining the selected service, as well as providing contact information so you can learn more about that service. See Figure 2.



**Figure 1 – Additional Services Menu**



**Figure 2 – Additional Services – Did you know?**

## Added Features (continued)

- **Direct Messaging – Import into Chart** – The system has been updated so when importing a CDA file for a patient, via the **Import into chart** button in the Direct Messaging dialog, the chart note that contains the document import will now include a Patient Assignment button. See Figure 3. This allows you to easily enter and capture patient assignment information for incoming transition of care patients to ensure that the Clinical Information Reconciliation performance measure is calculated correctly for MIPS 2019.
- **Import Patient Data** – The system has been updated so that when importing CDA file via the Import Document dialog, the chart note that contains the document import will now include a Patient Assignment button. See Figure 3. This allows you to easily enter and capture patient assignment information for incoming transition of care patients to ensure that the Clinical Information Reconciliation performance measure is calculated correctly for MIPS 2019.

Clinical Document	
<b>Patient</b>	Rikki Martin
<b>Date of birth</b>	July 6, 1992
<b>Sex</b>	Female
<b>Race</b>	Black or African American
<b>Ethnicity</b>	Hispanic or Latino
<b>Preferred Language</b>	English
<b>Contact info</b>	98 Main Street Syracuse, NY 13219, US  Tel (Primary Home): +1-315-666-9999 Tel (Work Place): +1-315-488-1518 Tel (Mobile Contact): +1-315-760-6969
<b>Patient IDs</b>	57454 2.16.840.1.113883.3.929.4.0.200
<b>Document Id</b>	636754568391910469 2.16.840.1.113883.3.929.4.0.100
<b>Document Created:</b>	October 18, 2018, 10:53:59
<b>Performer</b>	Doctor Smith of No OrganizationName provided
<b>Contact info</b>	8763 W Genesee Street Syracuse, NY 13219  Tel (Primary Home): +1-315-666-9999 Tel (Work Place): +1-315-488-1518 Tel (Mobile Contact): +1-315-760-6969

Patient Assignment:

Pre-existing medication:  
Azor 5 mg-20 mg tabletTake 1 tablet orally 7 times a week, Source: CDA Import.

Allergies  lorazepam, Reaction: Shortness of breath, Chills, Cough 1/14/2014

Diagnosis:

Diagnosis:  
Aural vertigo, unspecified ear (H81.319)

Figure 3 – Chart Note – Document Import

## Added Features (continued)

- **Medications – Confirm Prescription** – The Confirm Prescription dialog has been updated so that when a user, with a Prescribing privilege of **Proxy**, is confirming a prescription for E-Prescribe, the **Pharmacy** will be activated allowing that user to select a pharmacy prior to confirming the prescription. See Figure 4. When a Pharmacy is selected in the Confirm Prescription, the message sent to the prescribing physician's To-Do List will contain that pharmacy information, allowing the doctor to save time when queuing and sending that prescription. See Figure 5.

**Confirm Prescription**

Medication

Medication: Allegra Allergy 180 mg tablet Medication info

Start text: Take  Route: oral Refills: 3 Date written: 04/04/2019

Form: 180 mg Dose: 1 tablet Days Supply: 30 Substitution OK: Yes

Dispense: 30 Tablet Frequency: Every day Earliest Fill Date:

SIG: Take 1 tablet orally Every day

Notes to Pharmacist:

Diagnosis:

For internal use only

Sample lot #:  Sample exp date:   Administered during visit  Initial order created outside of Clinical

Print patient prescription savings materials

Prescriber

Prescriber: Smith, Doctor MD Location: Main

DEA Number: 8C5500663 Address: 4312 W Genesee St Syracuse, NY 13219 Phone: 315-488-1518 Fax: 315-463-1715

Patient

Name: Doe, John DOB: 04/10/1990 Sex: Male Address: 238 Main Street Syracuse, NY 13219 Phone: 315-666-9999

Prescription

Destination: E-Prescribe ePA status unknown Manage patient pharmacies

Pharmacy:   
CVS Caremark Specialty Pharmacy (MailOrder,Specialty): 280 Ave. Jesus T Pinerio, RIO PIEDRAS, PR 01927 (8882801190)   
EPCS CA Pharmacy Store (Retail, TwentyFourHourStore): 5971 Kings Towne Village, Los Angeles, CA 02254 (7035712233)

< Revise Cancel

Figure 4 – Confirm Medication – Proxy

**Message Detail - View**

To: JD Task

Cc: Message

Priority: Normal  Attach Currently Open Note

From: TED

Date: 4/4/2019 3:52 PM

Contact

Contact Phone:

Alternate Phone:

Pharmacy Phone:

Start Date: 4/ 4/2019

Target Date: 4/ 4/2019

Completion Date: 4/ 4/2019

Message

Patient: 10012 John Doe

Subject: Pending E-Rx's to send Edit...

Please Queue and send the following E-Rx's.

Patient: Doe, John D

Medications:

Allegra Allergy 180mg Tablet

Pharmacy: EPCS CA Pharmacy Store (Retail, TwentyFourHourStore): 5971 Kings Towne Village, Los Angeles, CA 02254 (7035712233)

Send Options

Read Receipt Notification  Additionally save as Chart Note?  No

Unread Notification in 1 Days  Yes  Yes and Sign  Yes with Template

Edit Print Reply Reply to All Forward Delete Cancel

Figure 5 – Message Detail - View

## Added Features (continued)

- **The Note Tab – Order Procedure – Immunizations** – The program has been updated to ensure that the latest CVX codes and CVX mappings, MVX codes and MVX mappings, Manufacturers, and NDC codes, per the latest CDC guidelines, are used for immunization procedures.
- **The Note Tab – Vitals** – The Vital Signs Entry dialog has been updated so the Additional Information column for the Pulse and Pulse 2 sections will now have **Intensity** and **Rhythm** drop-down fields, allowing you to configure an intensity and a rhythm for the corresponding pulse, if applicable. See Figure 6. When these either of these items are configured, they will output into the chart note with the corresponding pulse.

Vital Signs Entry: John Doe (04/10/1990); Birth Sex: Male

Visit date: 02/28/2019; Age on visit date: 28 years

Vital Sign	Value	Units	Additional Information
Temperature	<input type="text"/> F	<input checked="" type="radio"/> English <input type="radio"/> Metric	
Pulse	<input type="text"/> 82 / min		Intensity: <input type="text"/> 3+ (Normal) <input type="text"/> Rhythm: <input type="text"/> Regular
Pulse 2	<input type="text"/> 98 / min		Intensity: <input type="text"/> Rhythm: <input type="text"/>
Respiratory Rate	<input type="text"/> / min		<input type="text"/> 0 (No palpable pulse) <input type="text"/> 1+ (Faint) <input type="text"/> 2+ (Slightly diminished) <input type="text"/> 3+ (Normal) <input type="text"/> 4+ (Bounding)
Blood Pressure 1	Systolic / Diastolic <input type="text"/> / <input type="text"/>		<input type="text"/> Regular <input type="text"/> Regularly irregular <input type="text"/> Irregularly irregular
Blood Pressure 2	Systolic / Diastolic <input type="text"/> / <input type="text"/>		Extremity: <input type="text"/> Edit... Position: <input type="text"/> Sitting Taken by: <input type="text"/> JD
Height	<input type="text"/> ft <input type="text"/> in	<input checked="" type="radio"/> English <input type="radio"/> Metric	Height gain/loss: N/A Stature for age (age 2-20): N/A
Length	<input type="text"/> in <small>Used for children under age 3</small>	<input checked="" type="radio"/> English <input type="radio"/> Metric	Length gain/loss: N/A Length for age (age 0-3): N/A Weight for length (age 0-3): N/A
Weight	<input type="text"/> lbs <input type="text"/> oz	<input checked="" type="radio"/> English <input type="radio"/> Metric	Weight gain/loss: N/A Weight for age (age 2-20): N/A Weight for stature (age 2-20): N/A
BMI	N/A <input type="button" value="Options"/>		BMI for age (age 2-20): N/A
BSA	N/A		
Head Circumference	<input type="text"/> cm	<input type="radio"/> English <input checked="" type="radio"/> Metric	Head circumference for age (age 0-3): N/A
Oxygen Saturation	<input type="text"/> %		Oxygen Content: <input type="text"/> Edit... Oxygen Flow Rate: <input type="text"/> L / min FIO2: 0%
Severity of Pain	<input type="text"/> / 10		

Display results in list format

Figure 6 – Vital Signs Entry

## Added Features (continued)

- **System Login** – The **Did you know?** section, on the right side of the Sign in to Clinical screen, has been updated to include links (**Enroll Here**, **Learn More Here**, **Register Here**, **Sign Up Here**) to our website, that will provide you with additional information or enrollment opportunities for the applicable feature item highlighted in the login screen. See Figure 7 and 8. Simply, click the link and the applicable page our website will be opened in your internet browser. Do note, there are a few of the feature items do not contain links.

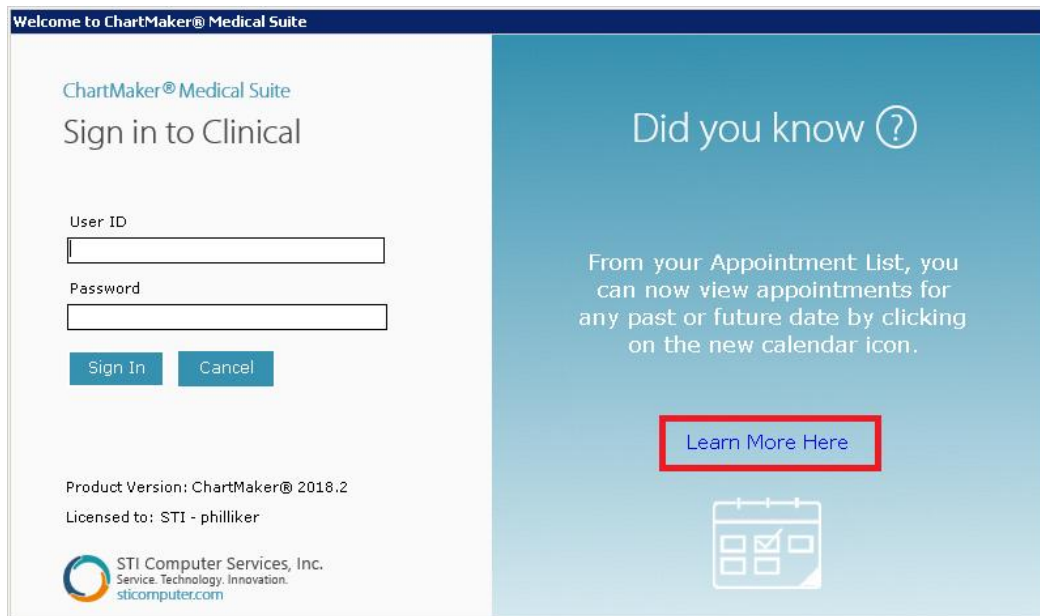


Figure 7 – Welcome to ChartMaker® Medical Suite



Figure 8 – Welcome to ChartMaker® Medical Suite

Some icons are from the Silk icon set by Mark James (<http://www.famfamfam.com/>). All rights reserved. Licensed under a Creative Commons Attribution 2.5 License (<http://creativecommons.org/licenses/by/2.5/>).

Some icons are from the Fugue icon set by Yusuke Kamiyamane (<http://p.yusukekamiyamane.com/>). All rights reserved. Licensed under a Creative Commons Attribution 3.0 License (<http://creativecommons.org/licenses/by/3.0/>).