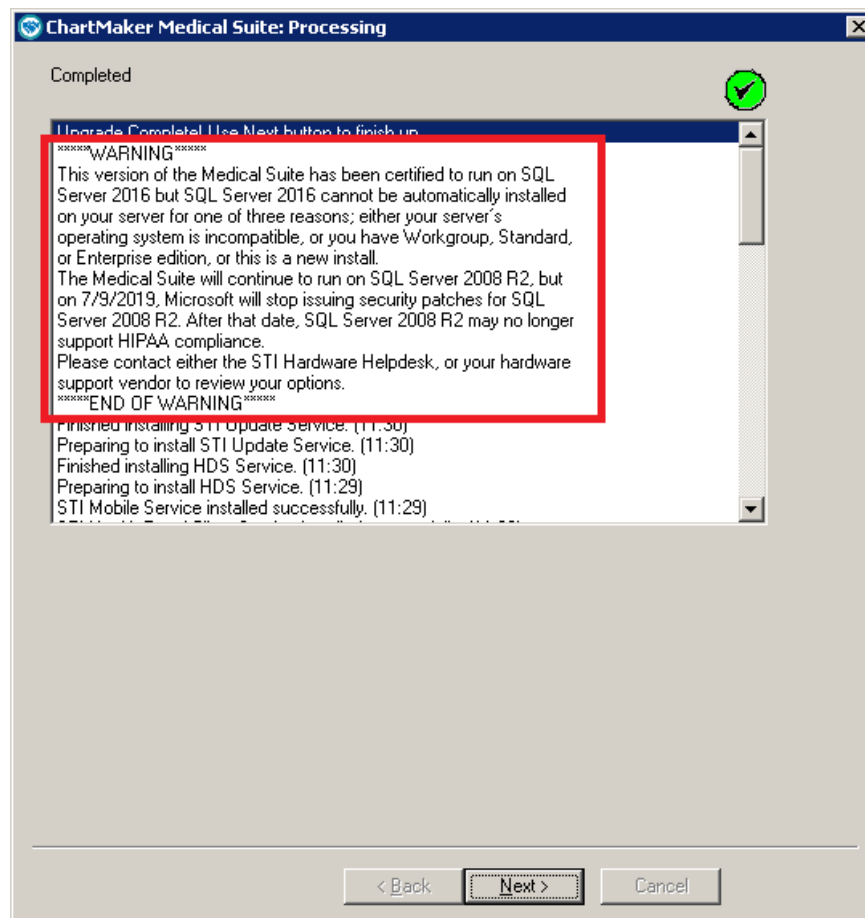


ChartMaker® Clinical Release Notes

ChartMaker® 2018.2 (fv6.4.4)

Important Notifications

- **Upgrade from Microsoft Server 2008 and Windows 7** – In January 2020, your Windows 7 workstations and Microsoft 2008 Servers will no longer be supported. Even with security patches, problems may still arise if you choose not to upgrade. In addition, your workstations will no longer be HIPAA compliant. To avoid potential issues in the future, contact our [Technical Services Department](#) today.
- **SQL Server 2016 & the ChartMaker 2018.2 (File Version 6.3.3) Upgrade** – Beginning with ChartMaker 2018.2 (File Version 6.3.3) Upgrade, a warning message will appear upon the completion of the upgrade regarding the transition of the ChartMaker Medical Suite to using SQL Server 2016, for those offices where an automated upgrade to SQL Server 2016 was not possible. See the figure below. If you are receiving this message, to avoid potential issues and to ensure your system remains HIPAA compliant, it is important to contact either STI Hardware Helpdesk, or your software vendor, to review your options.



ChartMaker Medical Suite SQL Server 2016 Warning

Added Features

- **Medications – Prescribe Medication** – The system has been updated so that when prescribing oral liquid medications, the **Dose Units** field, as well as the **Dispense Unit** drop-down field, will default to Milliliters (mL) and will be locked and disabled from editing per ONC requirements. Likewise, any prescription preference that was configured to override the dose units will also be disabled and ignored for oral liquid medications.
- **Medications – Process Change Request** – The system has been updated so that when processing a change request for oral liquid medications, the dispense units will default to Milliliters (mL) and will be locked and disabled from editing per ONC requirements.
- **Medications – Process Refill Request** – The system has been updated so that when processing a refill request for oral liquid medications, the **Dispense Units** field in the Pharmacy Dispensed Medication section, will default to Milliliters (mL) and will be locked and disabled from editing per ONC requirements.
- **MIPS Dashboard –MIPS Requirements** – The MIPS Category Requirements dialog, accessed via the **MIPS Requirements** link in the MIPS Dashboard, has been updated to include information about Promoting Interoperability exclusion point redistribution, should a MIPS EC meet the criteria to claim an exclusion. See Figure 1.

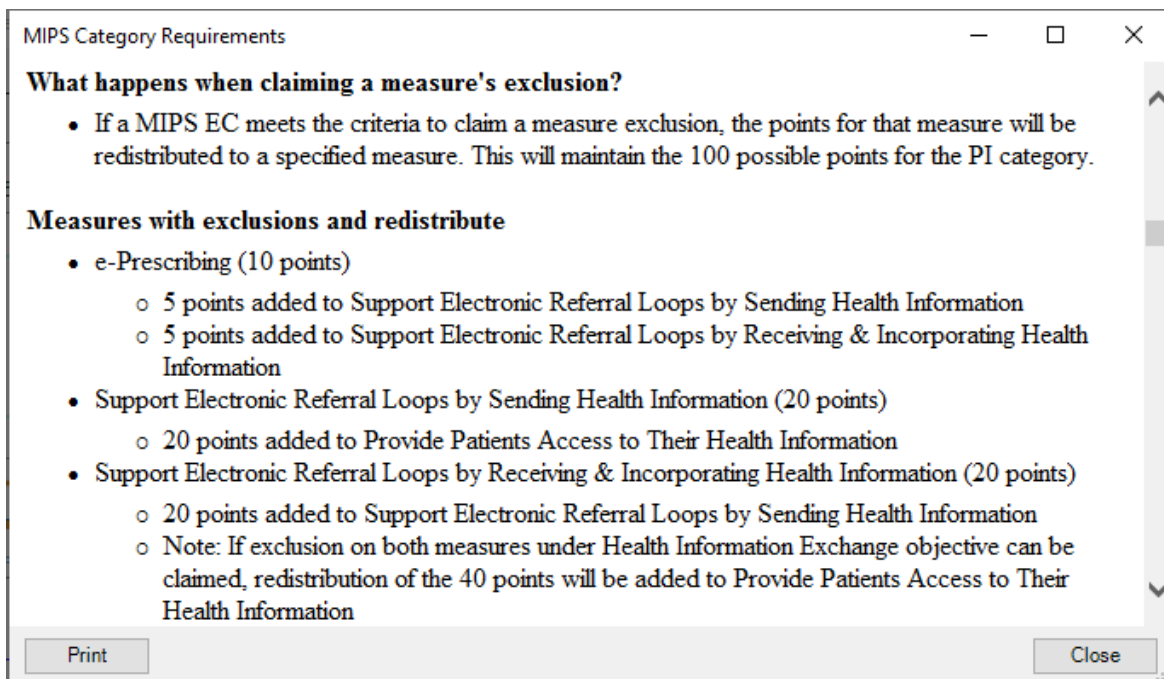


Figure 1 – MIPS Category Requirements

Added Features (continued)

- **MIPS Dashboard – Promoting Interoperability** – The MIPS Dashboard Configuration dialog has been updated with a **Promoting Interoperability Exclusions** section that allows you to configure whether or not you are excluded for the E-Prescribing, Support Electronic Referral Loops by Sending Health Information, and/or Support Electronic Referral Loops by Receiving and Incorporating Health Information measures for the 2019 performance period. See Figure 2. For each of these measures, the system will default the **Not Excluded** option, and you can modify the applicable measures to **Excluded**, as needed.

Do note, the Promoting Interoperability Exclusions section will only appear when the **Performance period** field contains a date range for 2019 (between 1/1/2019 and 12/31/2019).

MIPS Dashboard Configuration

Configuration name: 2019

Performance period: 1/ 1/2019 to 12/31/2019

Eligible clinicians (NPI): [Select all](#)

Doe, John D (8005501399)

Practice (TIN): Fictional Physicians (1234567890)

Facility:

CPC+ Identifier:

Quality Reporting

Reporting through the EHR

Reporting through the STI Quality Reporting Registry

Reporting through a combination of the EHR and STI Quality Reporting Registry

Number of measures reported:

Promoting Interoperability Exemption [Do I qualify?](#)

Not exempt from reporting

Exempt from reporting

Promoting Interoperability Exclusions [Do I qualify?](#)

E-Prescribing

Not Excluded

Excluded

Support Electronic Referral Loops by Sending Health Information

Not Excluded

Excluded

Support Electronic Referral Loops by Receiving and Incorporating Health Information

Not Excluded

Excluded

Improvement Activity Adjustments [Do I qualify?](#)

None

Small practice, rural area, or non-patient facing clinician

Patient Centered Medical Home or equivalent

Other approved Alternative Payment Model

Cost Case Minimums [Do I qualify?](#)

The case minimums were not met

The case minimums were met

OK Cancel

Figure 2 – MIPS Dashboard Configuration

Added Features (continued)

MIPS Dashboard – Promoting Interoperability (continued)

A corresponding **Do I qualify?** link will appear for this section, when clicked opens a MIPS Category Requirements dialog that outlines the Promoting Interoperability Exclusions, including information not only concerning the requirements for an EC to qualify for the exclusion, but also the point redistribution when an exclusion occurs. See Figure 3.

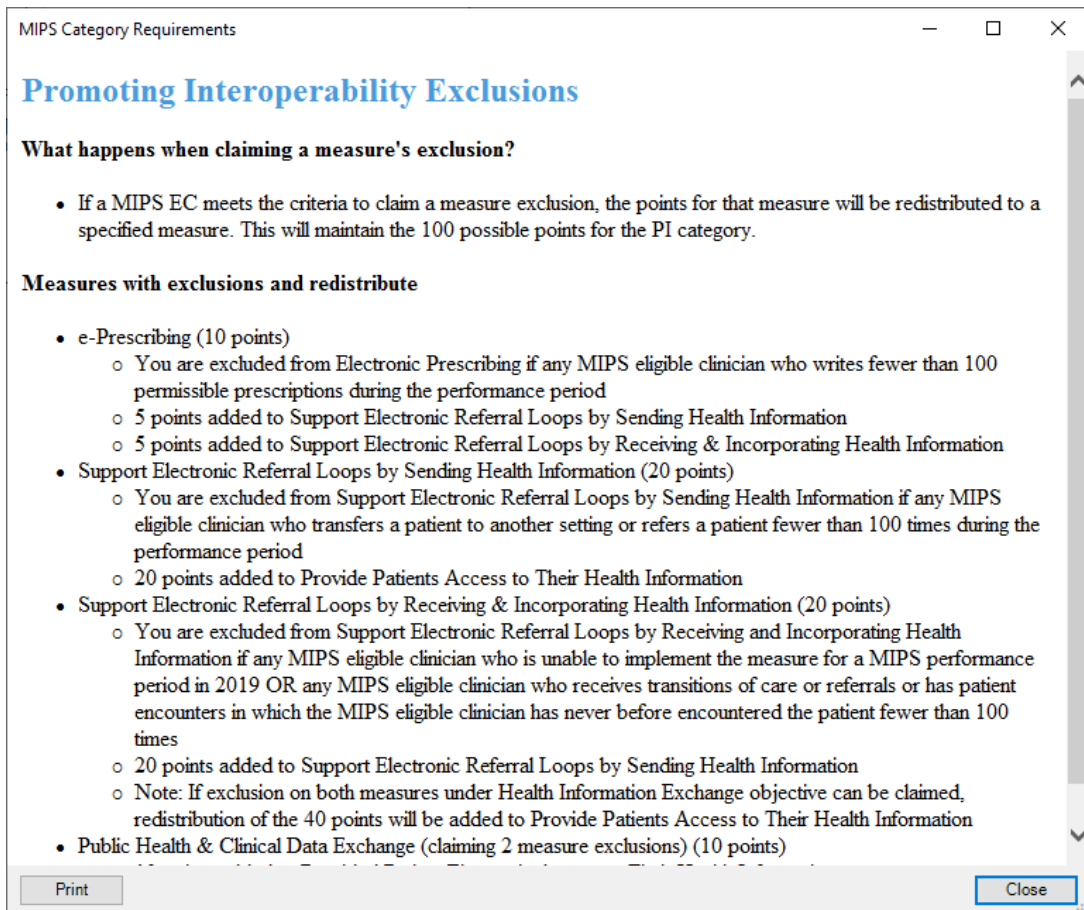


Figure 3 – MIPS Category Requirements – Promoting Interoperability Exclusions

Whenever you change the settings in Promoting Interoperability Exclusions section in the MIPS Dashboard Configuration dialog, and then click the **OK** button to save them, a Recalculate MIPS Results dialog will appear after exiting, and your Quality and Promoting Interoperability results will be reset and you will have to recalculate the results. See Figure 4.

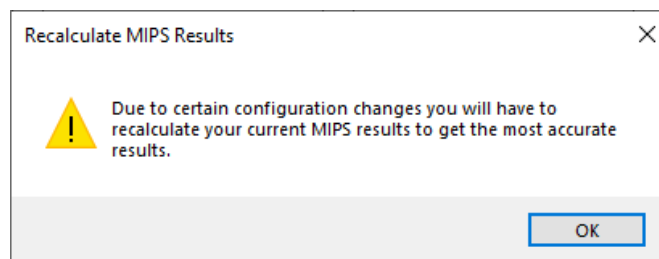


Figure 4 – Recalculate MIPS Results

Added Features (continued)

MIPS Dashboard – Promoting Interoperability (continued)

When exclusions have been configured for the Promoting Interoperability measures in the MIPS Dashboard Configuration dialog, an **Exclusion** indicator will appear in the Score column for the applicable measure in the Performance Category Measures section of the Promoting Interoperability dialog. See Figure 5. When calculating results, the Numerator, Denominator, and Results percentage will appear, but a score will not be displayed for these measures, as the scoring will be redistributed to other measures. Likewise, when an excluded measure is selected in this section, the Reconciliation Report button will be disabled, and you will not be able to run a reconciliation report for that excluded measure. When multiple measures are selected that includes non-excluded measures with excluded measures, the Reconciliation Report button will be enabled, but excluded measures will not be included in the report.

Objective	Measure description	Numerator	Denominator	Result	Score
Electronic Prescribing	E-Prescribing & Formulary Comparison	0	0		0/10
e-Prescribing	Query of Prescription Drug Monitoring Program (PDMP) - BONUS	0	0		0/5
e-Prescribing	Verify Opioid Treatment Agreement - BONUS	0	0		0/5
Health Information Exchange	Support Electronic Referral loops by Sending Health Information	0	0		Exclusion
Health Information Exchange	Support Electronic Referral loops by Receiving and Incorporating Health I...	0	0		Exclusion
Provider to Patient Exchange	Provide Patients Electronic Access to Their Health Information	0	0		0/80

Figure 5 – Promoting Interoperability -2019

Some icons are from the Silk icon set by Mark James (<http://www.famfamfam.com/>). All rights reserved. Licensed under a Creative Commons Attribution 2.5 License (<http://creativecommons.org/licenses/by/2.5/>).

Some icons are from the Fugue icon set by Yusuke Kamiyamane (<http://p.yusukekamiyamane.com/>). All rights reserved. Licensed under a Creative Commons Attribution 3.0 License (<http://creativecommons.org/licenses/by/3.0/>).