



ChartMaker® Practice Manager Release Notes

ChartMaker® 2018 (fv6.3.0)

Administration

- **Administration – Practice Tables – Provider** – The Taxonomy Codes dialog (accessed via the Taxonomy Code field lookup button in the Provider dialog) has been updated with the taxonomy codes and definitions based on the April 2018 Code Set (National Uniform Claim Committee). See Figure 1.
- **Administration – Practice Tables – Referral** – The Taxonomy Codes dialog (accessed via the Taxonomy Code field lookup button in the Referral and Other Providers dialog) has been updated with the taxonomy codes and definitions based on the April 2018 Code Set (National Uniform Claim Committee). See Figure 1.

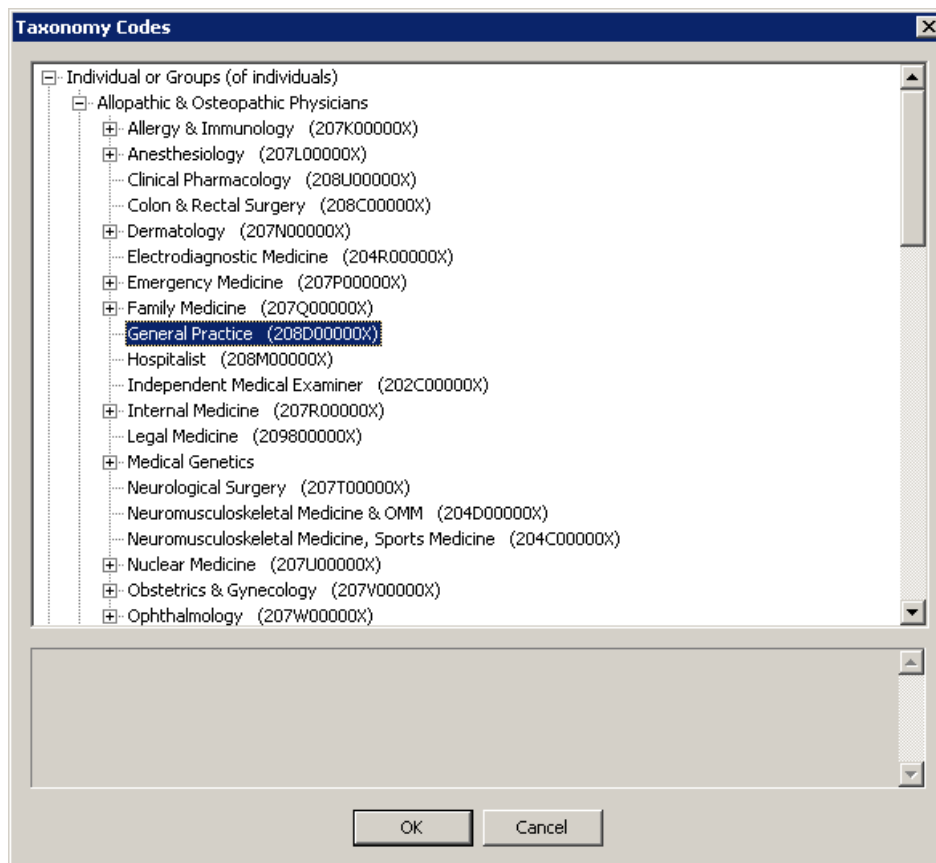


Figure 1 – Taxonomy Codes

Clinical

- Clinical – Immunization – Immunization Registry – DelVAX** – The system has been updated to download and display immunization forecast information, if available, when downloading immunization history information from DelVAX via the Registry Records dialog (**Administration > Registries > Immunization > View Registry Records**). Any applicable immunization forecast information will be displayed after the immunization history information. See Figure 2.

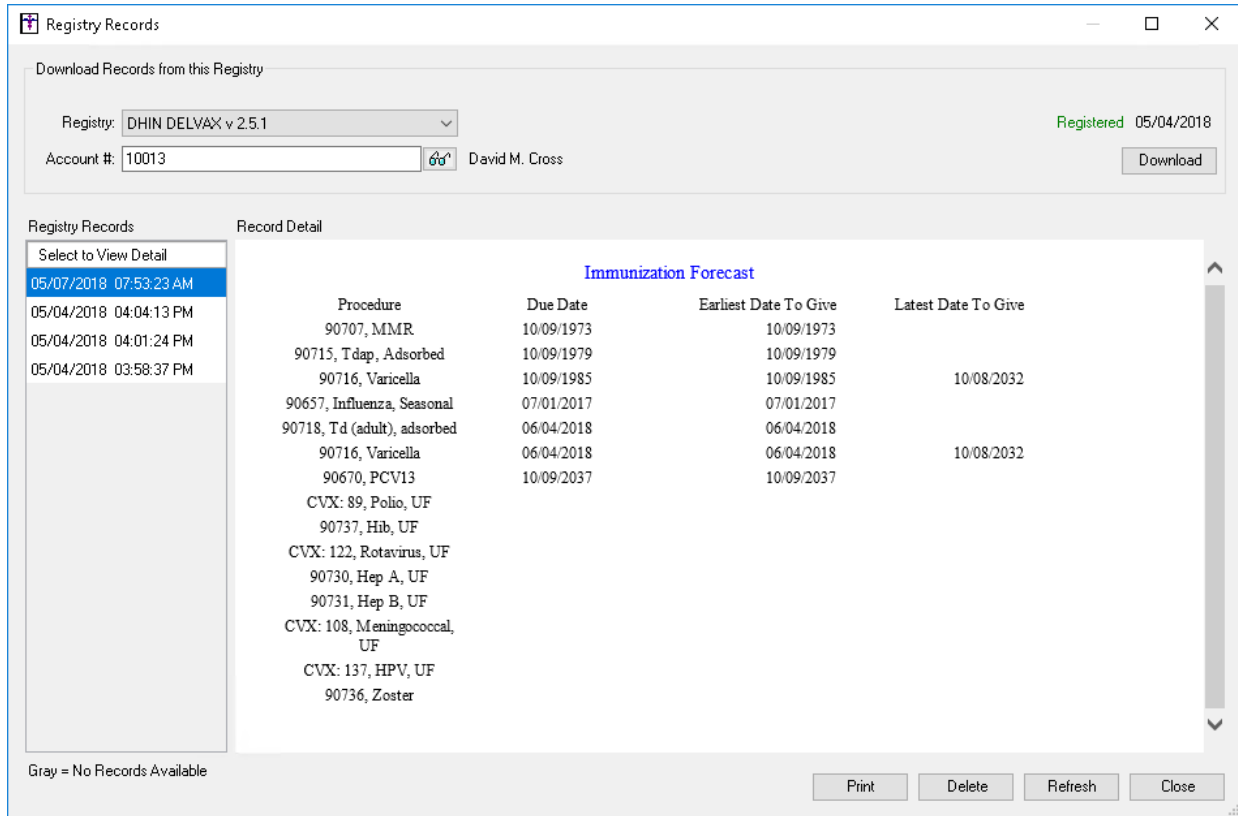


Figure X – Registry Records – DelVAX

Clinical (continued)

- Clinical – Immunization – Immunization Registry – VIIS** – The system has been updated so that the Virginia Immunization Information System (VIIS), in conjunction with the ChartMarker® Medical Suite, utilizes 2.5.1 HL7 bidirectional messaging and exchange of vaccine (immunization) information. Once the system is set up, and you are enrolled with VIIS, immunization records will be automatically sent to the DelVAX when the immunization record is saved (via the **Next Account** button) in the Immunization sub-tab of Clinical tab in Practice Manager, or when a chart note is saved or closed in the Clinical application.
- Clinical – Immunization – Immunization Registry – VIIS** – The system has been updated to download and display immunization forecast information, if available, when downloading immunization history information from VIIS via the Registry Records dialog (**Administration > Registries > Immunization > View Registry Records**). Any applicable immunization forecast information will be displayed after the immunization history information. See Figure 3.

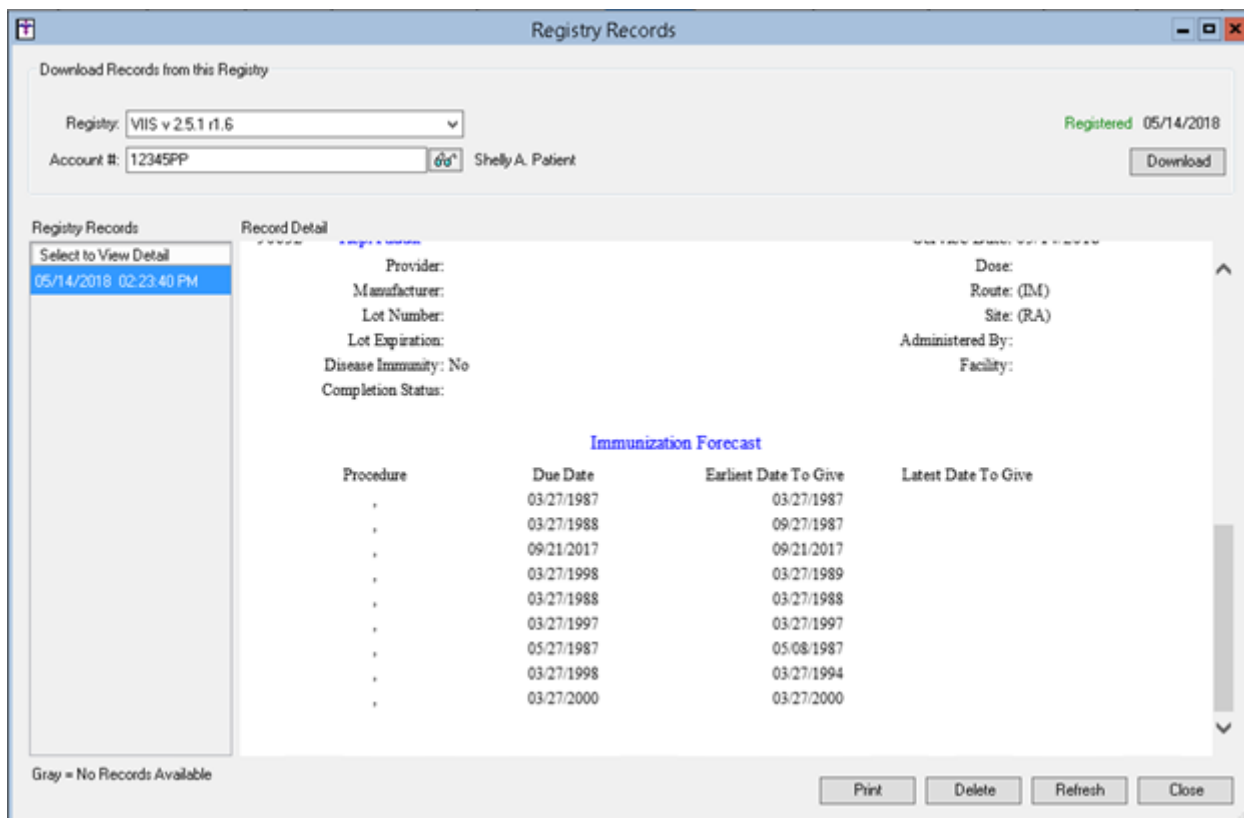


Figure 3 – Registry Records – VIIS

Some icons are from the Silk icon set by Mark James (<http://www.famfamfam.com/>). All rights reserved. Licensed under a Creative Commons Attribution 2.5 License (<http://creativecommons.org/licenses/by/2.5/>).

Some icons are from the Fugue icon set by Yusuke Kamiyamane (<http://p.yusukekamiyamane.com/>). All rights reserved. Licensed under a Creative Commons Attribution 3.0 License (<http://creativecommons.org/licenses/by/3.0/>).