

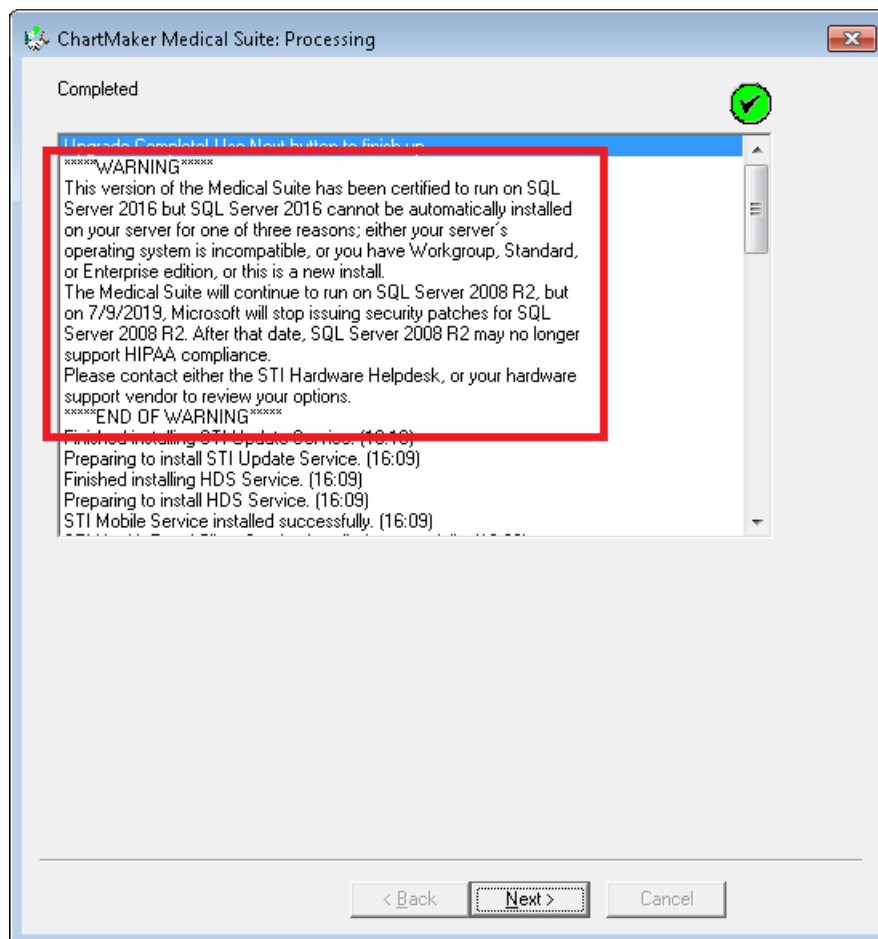


ChartMaker® Practice Manager Release Notes

ChartMaker® 2018.2 (fv6.3.4)

Important Notifications

- **Upgrade from Microsoft Server 2008 and Windows 7** – In January 2020, your Windows 7 workstations and Microsoft 2008 Servers will no longer be supported. Even with security patches, **problems may still arise** if you choose not to upgrade. In addition, your workstations will no longer be HIPAA compliant. To avoid potential issues in the future, contact our [Technical Services Department](#) today.
- **SQL Server 2016 & the ChartMaker 2018.2 (File Version 6.3.3) Upgrade** – Beginning with ChartMaker 2018.2 (File Version 6.3.3) Upgrade, a warning message will appear upon the completion of the upgrade regarding the transition of the ChartMaker Medical Suite to using SQL Server 2016, for those offices where an automated upgrade to SQL Server 2016 was not possible. See the figure below. If you are receiving this message, to avoid potential issues and to ensure your system remains HIPAA compliant, it is important to contact either STI Hardware Helpdesk, or your software vendor, to review your options.



ChartMaker Medical Suite SQL Server 2016 Warning

Clinical

- **Clinical – Immunization** – The Immunization Entry dialog has been updated so whenever you are adding or editing an immunization entry for a patient, and there is an immunization registry (DelVax, MD ImmUNET, NJIIS, NYSIIS, PSAIIS, PhilaVax, VIIS, etc.) configured in your system, the **Provider Name, Manufacturer, Lot Number, Lot Expiration, VFC Eligibility, Funding,** and **Dose** (including unit of measure) fields are required before you will be able to save the procedure information. A red exclamation point will appear next to the field that is missing the required information. See Figure 1. However, these requirements are bypassed if the **Disease Immunity** or **Historical** options are selected, or if there are no immunization registries configured in your system.

Immunization Entry

Procedure: 90698 DTAP-HIB-IP VACCINE, IM Service Date: 11/27/2018

Lot Expiration	Trade Name	Manufacturer	Lot Number	Funding
----------------	------------	--------------	------------	---------

Click a Manufacturer row above to fill the immunization entry fields below.

Group	VIS Document	Presented
<input type="checkbox"/> DTAP		
<input type="checkbox"/> HIB		
<input type="checkbox"/> POLIO		

Immunization

Provider Name: [] NDC Code: [] Dose: [] []
Manufacturer: [] CVX Code: 120 Route: [] []
Lot Number: [] Lot Expiration: 11/27/2018 Site: [] []
VFC Eligibility: [] Funding: [] Administered By: [] []
 Disease Immunity Historical Source: New immunization record Facility: [] []

Immunization Consent

First Name: [] Relationship: [] Consent for Immunization
Last Name: [] Consent Date: 11/27/2018

Save Cancel

Figure 1 – Clinical – Immunization – Immunization Entry

Clinical (continued)

- Clinical – Immunization – Immunization Registry – Submission Status** – The Submission Status dialog (**Chart > Registries > Immunization > Submission Status**) has been updated with the ability to select multiple immunization records to be resubmitted, when a single registry is selected in the Registry field. See Figure 2. The multi-select feature only works when a specific registry is selected in the Registry field, and if one is not selected, a warning message will appear stating that you must select a registry before performing a multi-submission. See Figure 3.

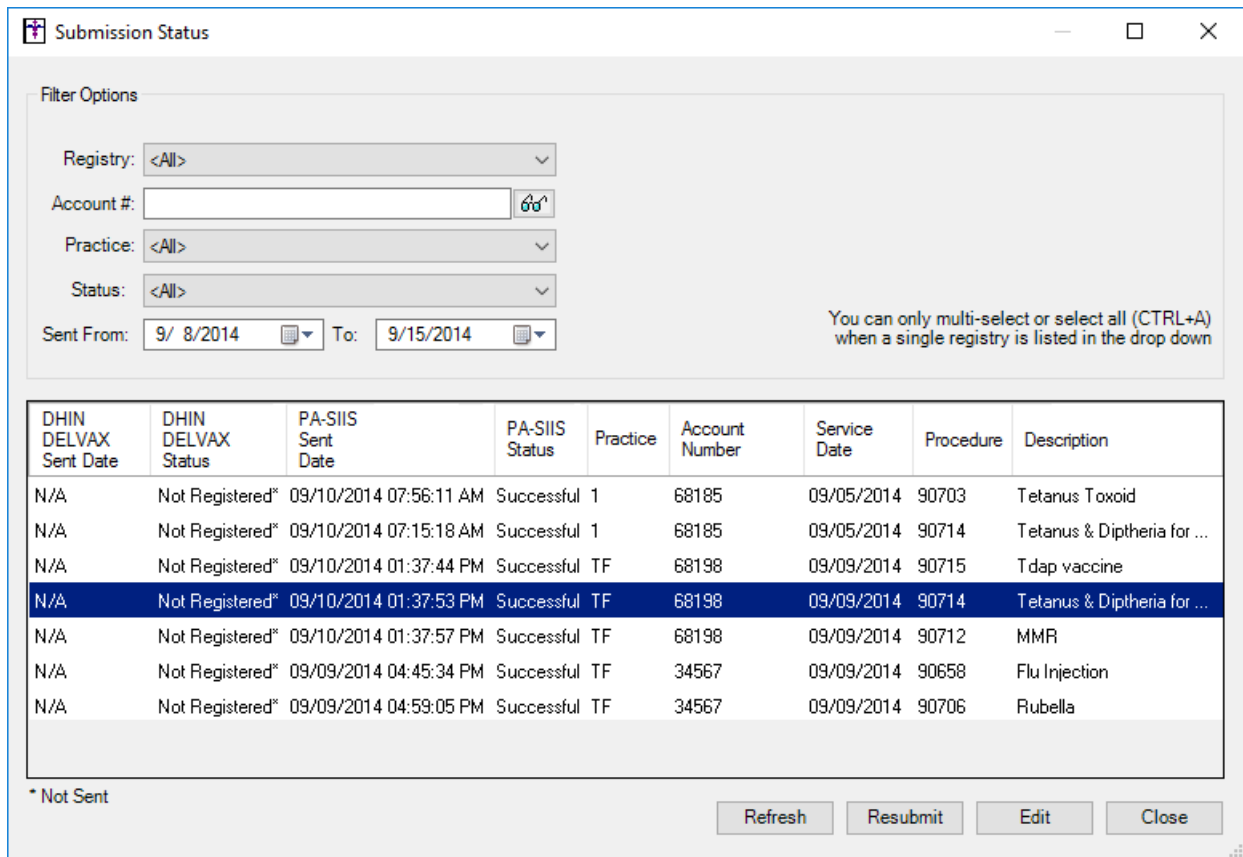


Figure 2 – Submission Status

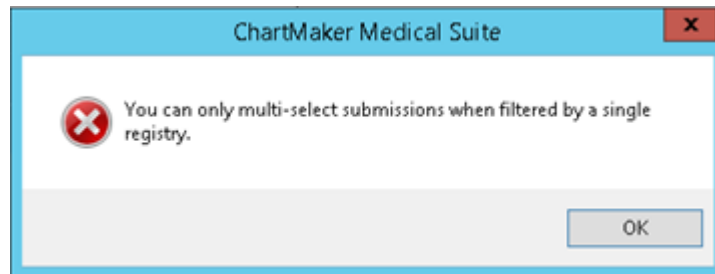


Figure 3 – Submission Status – Multi-Select Warnint

Some icons are from the Silk icon set by Mark James (<http://www.famfamfam.com/>). All rights reserved. Licensed under a Creative Commons Attribution 2.5 License (<http://creativecommons.org/licenses/by/2.5/>).

Some icons are from the Fugue icon set by Yusuke Kamiyamane (<http://p.yusukekamiyamane.com/>). All rights reserved. Licensed under a Creative Commons Attribution 3.0 License (<http://creativecommons.org/licenses/by/3.0/>).